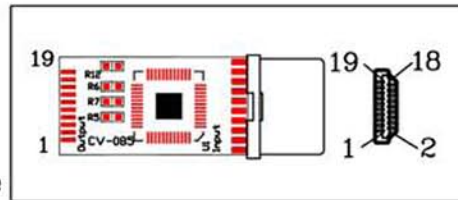


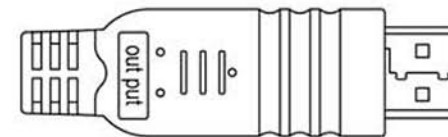
CONN1: HDMI-19M



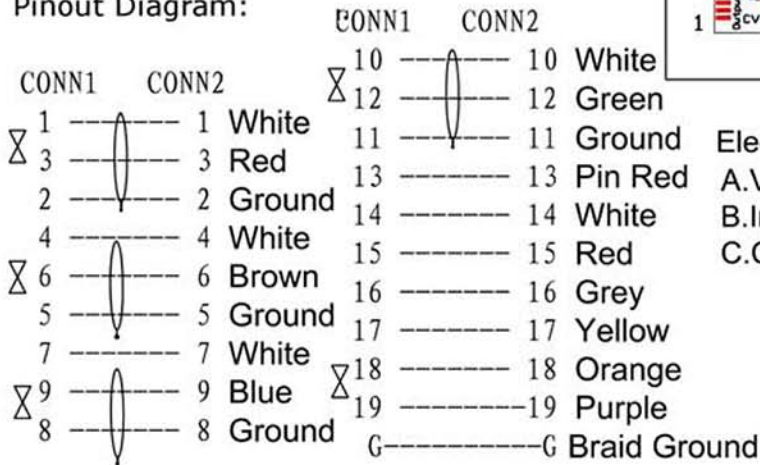
PCB Panel:



CONN2: HDMI-19M

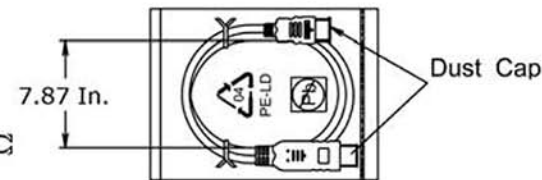


Pinout Diagram:



Electricity Test Condition:
 A.Voltage: DC 300V/10ms
 B.Insulation Resistance: $\geq 20M\Omega$
 C.Conduct Resistance: $\leq 2\Omega$

Package:



NO.	PART NO.	DESCRIPTION	Q' TY	UNIT
1	Wire	UL [1P*28# (7/0. 127TA)+AE (7/0. 127TA)+MYALR]+4C+28# (7/0. 127TA)*1P+28# (7/0. 127TA)*5C+AE (7/0. 127TA)+B (50%AL Braid) Mark: HDMI V1. 3b OD: 7. 3 Black L=22875 (Rolls)	1	PC
2	Conn	HDMI-19P (M) Golden Plated (RoHS)	1	PC
3	Conn	HDMI19PM with PCBA Golden Plated (RoHS)	1	PC
4	Inner Model	Transparent PE (RoHS)	4	g
5	Outer Model	45P Black PVC (RoHS)	38	g