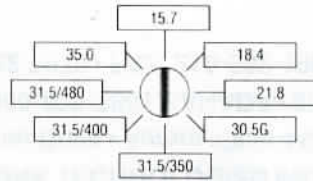


MONTEST-A5D3

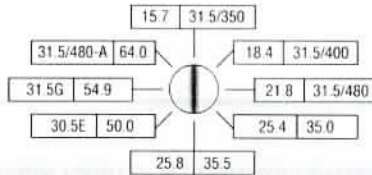
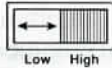
- 8 frequencies from 15.7 to 35.0 Khz
- For testing VGA, MAC II, IBM PC (MA, CGA, EGA and PGA)



1. Rotate the SCAN FORMAT switch to the scan rate for the monitor.
2. Plug the monitor into the VGA 15 pin D, the Analog 9 Pin D, the Digital 9 Pin D, MAC II 15 Pin D, ECL 9 Pin D or the BNC connectors as appropriate. For PS/2 monitors set SYNC to SEP.

MONTEST-AD16

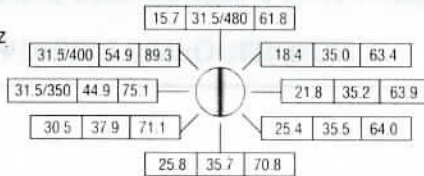
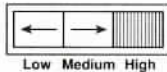
- 16 frequencies from 15.7 to 64.0 Khz
- For testing VGA, MAC II, IBM PC (MA, CGA, EGA and PGA), HP, MicroVax and Apollo



3. Turn the power ON.
4. Turn at least one of the RED, GREEN or BLUE switches ON to light the display. Turn INTEN on for full intensity.
5. Select the desired pattern with the PATTERN slide switch.

MONTEST-AD24

- 24 frequencies from 15.7 to 89.3 Khz
- For testing VGA, Super VGA, EGA, MAC II, Sun, Silicon Graphics, Atari, E Machines, IBM RS6000, HP and Apollo



- 6a. Recommended patterns for testing color monitors:
 - Use CROSS HATCH to test convergence
 - Use RASTER to test color purity
 - Use BARS to test color balance
- 6b. Recommended patterns to test monochrome monitors:
 - Use CROSS HATCH to test focus
 - Use BARS and INTEN to test intensification

SCAN FORMAT	VERT FREQ.	# HORIZ LINES	MONITOR TYPE	CONNECTOR/INTERFACE	A5D3	AD16	AD24
15.7	60	240	CGA, CCTV	9D/TTL	●	●	●
18.4	50	350	MDA	9D/TTL	●	●	●
21.8	60	348	EGA	9D/TTL	●	●	●
25.4	60	400	HP Vectra analog 35741	BNC/RGB analog, CSync on Green		●	●
25.8 ¹	60	400	AT&T PC 6300	adapt to 25D/TTL ¹		●	●
30.5E	60	400	PGA, emulation mode	9D/RGB analog, CSync TTL	●	●	●
30.5G	60	480	PGA, graphics mode	9D/RGB analog, CSync TTL	●	●	●
31.5/350	70	350	VGA	15HD/RGB analog, H&V TTL	●	●	●
31.5/400	70	400	VGA	15HD/RGB analog, H&V TTL	●	●	●
31.5/480	60	480	VGA	15HD/RGB analog, H&V TTL	●	●	●
31.5/480A	60	480	Mitsubishi analog, Princeton SR-12	BNC, RGB & 9D TTL		●	●
35.0	67	525	MAC II 13" color	15D/RGB analog, CSync TTL	●	●	●
35.2/600	56	600	Super VGA @ 56 Hertz	15HD/RGB analog, H&V TTL		●	●
35.5	87	384	VGA - 8514 mode	15HD/RGB analog, H&V TTL		●	●
35.7 ²	71.2	400	Atari monochrome	13 pin DIN, analog, H&V TTL ²			●
37.9/600	60.3	600	Super VGA @ 60.3 Hertz	15HD/RGB analog, H&V TTL			●
44.9	67	624	E-Machines color page T16 832x624	BNC/RGB analog, CSync on Green			●
50.0	60	800	Hi-res analog	BNC/RGB		●	
54.9	60	874	Micro VAX	BNC/RGB analog, CSync on Green		●	●
61.8	66	900	Sun color 1152x900 (16" & 19")	BNC/RGB analog, CSync on Green			●
63.4	60	1024	IBM RS6000 color 6091, 5081 & HP98789A, 98754A 1280x1024	BNC/RGB analog, CSync on Green			●
63.9	60	1024	Silicon Graphics color 1280x1024	BNC/RGB analog, CSync on Green			●
64.0	60	1033	Hi-res analog	BNC/RGB		●	
64.0	76	800	Apollo DN2500, 3000, 3500, 4500	BNC/monochrome analog, CSync on video			●
70.8	67	1024	IBM RS6000 monochrome 8508 (19")	BNC/analog, CSync on video			●
71.7 ³	76	900	Sun Grayscale 1152x900 (17")	13W3/analog, CSync TTL ³			●
75.1	70	1024	Apollo 19" color 1280x1024 (19")	BNC/RGB analog, CSync on Green			●
89.3	67	1280	Sun monochrome 1600x1280 (19")	9D/ECL 1 bit video, H&V TTL			●

1 Requires adapter cable CBL-9M-25F-25K to convert 25 pin monitor to MONTEST digital connector. External power to the monochrome monitor can be supplied through the adapter cable.
 2 Requires adapter cable CBL-15HDM-13DF-35.7K to convert 13 pin DIN monitor to MONTEST VGA connector.
 3 Requires adapter cable 13W3-4B-3.5 to convert 13 W3 monitor to 4 BNCs on MONTEST.